





YEAR 8 CONTINUITY OF LEARNING


2 WEEK CYCLE FROM MONDAY 15 APRIL TO FRIDAY 26 APRIL

CORE Subjects	Lesson and Resources	Notes / Extension Task
<p>ENGLISH</p>	<p>Lesson 1 09. Lesson 9 and 10 Day of the Triffids P1 Q2.pptx Lesson 2 11. Day of the Triffids cont P1 Q4.pptx Lesson 3 12. P1 Q3 Divergent opening.pptx Lesson 4 13. Maze Runner P1 Q3.pptx Lesson 5 14. The Pedestrian alternative interpretations (1).pptx Lesson 6 15. The Pedestrian word level analysis.pptx Lesson 7 16. The Pedestrian Writer's intentions (1).pptx</p>	<p>Autumn 1 Dystopian Anthology 2022.docx Lesson 11 Day of the Triffids additional lesson text.docx</p>

CORE Subjects	Lesson and Resources	Notes / Extension Task
<p>MATHS</p>	<p><u>Lesson 1</u> Area of trapeziums Sparx M705 Follow the link and click on the play button and watch the video and answer the questions. Click the tick at the bottom to check your answers. Area of trapezium</p>	<p>Sparx - How to Use</p> <p><u>Notes:</u> Where relevant, find the Sparx Task by clicking on Independent Learning:</p>  <p>And then search for the relevant task in the Search bar:</p>  <p>Use the videos for support as you answer the questions.</p> <p><u>Extension Tasks:</u> Complete all Compulsory, Target and XP Boost tasks at 100%</p>
	<p><u>Lesson 2</u> Identify parts of a circle Sparx M595 Follow the link and click on the play button and watch the video and answer the apply questions. Click the tick at the bottom to check your answers. Parts of a circle</p>	
	<p><u>Lesson 3</u> Area of circles Sparx M231 Follow the links and answer the questions 1 to 8. Click the tick at the bottom to check your answers. Area of circles</p>	

CORE Subjects	Lesson and Resources	Notes / Extension Task
MATHS	<p><u>Lesson 4</u> Area of circles Sparx M231 Follow the links and answer the Apply questions. Click the tick at the bottom to check your answers. Area of circles</p>	<p>Sparx - How to Use</p> <p><u>Notes:</u> Where relevant, find the Sparx Task by clicking on Independent Learning:</p>  <p>And then search for the relevant task in the Search bar:</p>  <p>Use the videos for support as you answer the questions.</p> <p><u>Extension Tasks:</u> Complete all Compulsory, Target and XP Boost tasks at 100%</p>
	<p><u>Lesson 5</u> Area of sectors Sparx M430 Follow the link and click on the play button and watch the video and answer the questions. Click the tick at the bottom to check your answers. Area of sectors</p>	
	<p><u>Lesson 6</u> Compound area Sparx M303 Follow the link and click on the play button and watch the video and answer the questions. Click the tick at the bottom to check your answers. Compound area</p>	
	<p><u>Lesson 7</u> Circumference of a circle Sparx M169 Follow the link and click on the play button and watch the video and answer the questions. Click the tick at the bottom to check your answers. Circumference of a circle</p>	

CORE Subjects	Lesson and Resources	Notes / Extension Task
SCIENCE	Lesson and resources: Yr 9 9CE Energetics and rates Lesson 1 Secondary data	<p>To access lesson:</p> <ol style="list-style-type: none"> 1. Click on the link > Curriculum - Curriculum (continuityoak.org.uk) 2. Click on KS 3 Science > 3. Select correct topic> 4. Click on lesson number> 5. Select Lesson video/expand screen
	Lesson and resources: Yr 9 9CE Energetics and rates Lesson 2 The effect of concentration	
	Lesson and resources: Yr 9 9CE Energetics and rates Lesson 3 The effect of surface area	
	Lesson and resources: Yr 9 9CE Energetics and rates Lesson 4 Catalysts	
	Lesson and resources: Yr 9 9CE Energetics and rates Lesson 5 Exothermic and endothermic reactions	

Foundation Subject	Lesson and Resources	Notes / Extension Task
<p>ART</p>	<p><u>Yr8 Project: Impressionism</u></p> <p>During this new project we are going to understand and paint as the impressionist did. Today you should find out about Impressionism:</p> <ul style="list-style-type: none"> -When did it start? -What changes happened in society at that time? -Why were the painting different to the painting before them? -What invention do you think changed the purpose of art? -Who was Oscar-Claude Monet? What did he paint? How? How many times? -Why is this movement important in the history of art? <p>Write your name surname, class code and present the work to your teacher when you are back in your class.</p> 	<p>If you finish earlier than 1 hr and 15 minutes, take photos of yourself on your phone and do it again!</p> <p>Note: If you are UNSURE at any point, please contact Mrs Palomino with any questions and further guidance</p>
<p>DRAMA</p>	<p>Research the history of masks in theatre and how they have been used</p>	

Foundation Subject	Lesson and Resources	Notes / Extension Task
<p>FRENCH</p>	<p>Here are the topics that we are studying this term:</p> <p>Going out and Staying in</p> <ul style="list-style-type: none"> • Health and Fitness • Describing your routine • How healthy you are • Recommendations and resolutions for healthy living • At the doctors <p>Revise these topics here on BBC Bitesize:</p> <p>Parts of the body Health and fitness Sports and Hobbies Sporting activities in Marseille Hobbies</p> <p>Advanced: at the doctor's</p> <p>Practise the vocabulary from the French page in your Knowledge Organiser.</p>	<p>Notes:</p> <ol style="list-style-type: none"> 1. Watch the video on Bitesize and complete the activities. 2. Make a note of any new words in French and English 3. Write a short paragraph (50 words) about the topic. Use opinions, past tense and future tense. Revise writing it out from memory – ask someone at home to test you if possible! <p>Homework / Extension tasks:</p> <ol style="list-style-type: none"> 1. Active Learn. Go to https://www.pearsonactivelearn.com/app/Home Your username is your Regis School email. Your password is Tr5Reset22 Complete set tasks.

Foundation Subject	Lesson and Resources	Notes / Extension Task
<p>GEOGRAPHY</p>	<p>Follow the links below to watch and complete the Oak National lessons. Ensure you are in a suitable environment to work where you can listen to the teacher recording of the lesson. You will pause and complete all activities and record your work on the worksheet uploaded or in a notebook or on paper.</p> <p>Only complete the amount of lessons you would have missed had you have been in school.</p> <p>Website: https://continuityoak.org.uk/Lessons</p> <p>Spring Term 2/Summer Term 1: Rivers Go to- Geography- Year 8- Unit 2- Population</p> <p>Week beginning 15/4 L10- What is migration? L11- How are Mexico and the USA linked? (this will take 2 lessons)</p>	<p>If you have finished all the tasks in the lesson and resources section and wish to continue some more geography work log on to Seneca using your school account.</p> <p>Search for KS3 Geography and work your way through the learning and quizzes for the topic you are currently learning.</p>
<p>HISTORY</p>	<p>Lesson 33: Why were there so many enslaved people in the New World? https://classroom.thenational.academy/lessons/enslaved-people-c8tp6c</p> <p>Lesson 34: What was the Enlightenment? https://classroom.thenational.academy/lessons/what-was-the-enlightenment-c5hkje</p> <p>Lesson 35: Why did culture flourish during this period? https://classroom.thenational.academy/lessons/enlightenment-culture-6nhk6c</p>	

YEAR 8 CONTINUITY OF LEARNING

2 WEEK CYCLE FROM MONDAY 15 APRIL TO FRIDAY 26 APRIL

Foundation Subject	Lesson and Resources	Notes / Extension Task
MUSIC	Tasks will appear here when available. While they are not available, refer to the Year 8 Knowledge Organiser for tasks or ask your teacher.	
RELIGIOUS STUDIES	Lesson 1 History of India https://www.thenational.academy/pupils/l/buddhism-beliefs-and-teachings-9bab/lessons/a-brief-history-of-india-cth30d	Notes: Open the link and complete the lesson by following the instructions for each task. Extension task: Open the link and complete the lesson, pause the video as and when needed: https://www.thenational.academy/pupils/l/buddhism-beliefs-and-teachings-9bab/lessons/the-three-marks-of-existence-75hkct
	Lesson 2 The life of Siddhartha Gautama https://www.thenational.academy/pupils/l/buddhism-beliefs-and-teachings-9bab/lessons/the-life-of-siddhartha-gautama-c4ukce	Notes: Open the link and complete the lesson by following the instructions for each task. Extension task: Open the link and complete the lesson, pause the video as and when needed: https://www.thenational.academy/pupils/l/buddhism-beliefs-and-teachings-9bab/lessons/the-mind-desire-and-attachment-the-skandhas-cgkjt

Foundation Subject	Lesson and Resources	Notes / Extension Task
<p>SPANISH</p>	<p>Here are the topics that we are studying this term:</p> <p>Going out and Staying in</p> <ul style="list-style-type: none"> - Health and Fitness - Describing your routine - How healthy you are - Recommendations and resolutions for healthy living - At the doctors - School and Future plans <p>Revise these topics here on BBC Bitesize:</p> <p>Health and Fitness</p> <p>Describing your routine</p> <p>How healthy you are</p> <p>Recommendations and resolutions for healthy living</p> <p>At the doctors</p> <p>School</p> <p>Work and future plans</p>	<p>Notes:</p> <ol style="list-style-type: none"> 4. Watch the video on Bitesize and complete the activities. 5. Make a note of any new words in Spanish and English 6. Write a short paragraph (50 words) about the topic. Use opinions, past tense and future tense. Revise writing it out from memory – ask someone at home to test you if possible! <p>Homework / Extension tasks:</p> <ol style="list-style-type: none"> 2. Active Learn. Go to https://www.pearsonactivelearn.com/app/Home Your username is your Regis School email. Your password is Tr5Reset22 Complete set tasks.